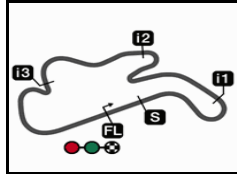



Phillip Island

Results and timing service provided by 


4448 m.

Moto2™

ANIMOCA BRANDS AUSTRALIAN MOTORCYCLE GRAND PRIX

Qualifying Nr. 2

Classification

	Rider	Nation	Team	Motorcycle	Time	Lap	Total	Gap	Top Speed
1	54 Fermín ALDEGUER	SPA	Beta Tools Speed Up	BOSCOSCURO	1'32.233	2	9		291.2
2	37 Augusto FERNANDEZ	SPA	Red Bull KTM Ajo	KALEX	1'32.306	3	8	0.073 0.073	291.2
3	21 Alonso LOPEZ	SPA	Beta Tools Speed Up	BOSCOSCURO	1'32.543	3	8	0.310 0.237	292.8
4	14 Tony ARBOLINO	ITA	Elf Marc VDS Racing Team	KALEX	1'32.721	4	9	0.488 0.178	292.0
5	40 Aron CANET	SPA	Flexbox HP40	KALEX	1'32.837	3	8	0.604 0.116	291.2
6	13 Celestino VIETTI	ITA	Mooney VR46 Racing Team	KALEX	1'32.858	6	8	0.625 0.021	290.5
7	18 Manuel GONZALEZ	SPA	Yamaha VR46 Master Camp Team	KALEX	1'32.858	3	8	0.625	296.8
8	51 Pedro ACOSTA	SPA	Red Bull KTM Ajo	KALEX	1'32.872	8	8	0.639 0.014	291.2
9	52 Jeremy ALCOBA	SPA	Liqui Moly Intact GP	KALEX	1'32.946	8	8	0.713 0.074	296.0
10	12 Filip SALAC	CZE	Gresini Racing Moto2	KALEX	1'32.970	2	8	0.737 0.024	296.8
11	6 Cameron BEAUBIER	USA	American Racing	KALEX	1'33.006	3	8	0.773 0.036	295.2
12	22 Sam LOWES	GBR	Elf Marc VDS Racing Team	KALEX	1'33.040	5	8	0.807 0.034	290.5
13	79 Ai OGURA	JPN	IDEMITSU Honda Team Asia	KALEX	1'33.067	3	7	0.834 0.027	292.8
14	96 Jake DIXON	GBR	Inde GASGAS Aspar Team	KALEX	1'33.241	2	7	1.008 0.174	293.6
15	16 Joe ROBERTS	USA	Italtrans Racing Team	KALEX	1'33.284	5	7	1.051 0.043	290.5
16	35 Somkiat CHANTRA	THA	IDEMITSU Honda Team Asia	KALEX	1'33.299	5	8	1.066 0.015	292.8
17	64 Bo BENDSNEYDER	NED	Pertamina Mandalika SAG Team	KALEX	1'33.328	3	8	1.095 0.029	291.2
18	19 Lorenzo DALLA PORTA	ITA	Italtrans Racing Team	KALEX	1'34.152	4	6	1.919 0.824	291.2

Practice condition: Dry

Air: 17°

Humidity: 57%

Ground: 29°

Fastest Lap:	Lap: 2	Fermín ALDEGUER	1'32.233	173.6 Km/h
Best Race Lap:	2019	Thomas LUTHI	1'32.609	172.9 Km/h
All Time Lap Record:	2022	Fermín ALDEGUER	1'32.233	173.6 Km/h

The results are provisional until the end of the limit for protest and appeals.

Time limit for protest expires 30' after publication of the results - Time:

These data/results cannot be reproduced, stored and/or transmitted in whole or in part by any manner of electronic, mechanical, photocopying, recording, broadcasting or otherwise now known or herein after developed without the previous express consent by the copyright owner, except for reproduction in daily press and regular printed publications on sale to the public within 60 days of the event related to those data/results and always provided that copyright symbol appears together as follows below.


© DORNA, 2022

Official MotoGP Timing by TISSOT
www.motogp.com

Phillip Island, Saturday, October 15, 2022



Phillip Island

Results and timing service provided by **Moto2™****ANIMOCA BRANDS AUSTRALIAN MOTORCYCLE GRAND PRIX****Qualifying Nr. 2****Top Speed & Average****21A***Rider**Nation**Motorcycle**Top 5 speeds**Average**Top*

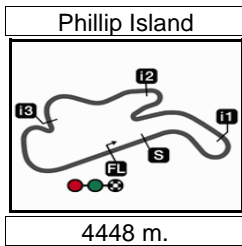
<i>Rider</i>	<i>Nation</i>	<i>Motorcycle</i>	<i>Top 5 speeds</i>					<i>Average</i>	<i>Top</i>
12 Filip SALAC	CZE	KALEX	296.8	296.0	294.4	294.4	293.6	295.0	296.8
18 Manuel GONZALEZ	SPA	KALEX	296.8	296.8	296.0	292.8	292.0	294.9	296.8
52 Jeremy ALCOBA	SPA	KALEX	296.0	295.2	295.2	294.4	293.6	294.7	296.0
6 Cameron BEAUBIER	USA	KALEX	295.2	294.4	294.4	292.8	291.2	293.2	295.2
96 Jake DIXON	GBR	KALEX	293.6	293.6	292.0	292.0	291.2	292.5	293.6
21 Alonso LOPEZ	SPA	BOSCOSCURO	292.8	292.0	292.0	291.2	291.2	291.8	292.8
35 Somkiat CHANTRA	THA	KALEX	292.8	292.0	290.5	290.5	290.5	291.3	292.8
79 Ai OGURA	JPN	KALEX	292.8	292.8	292.8	292.0	290.5	292.2	292.8
14 Tony ARBOLINO	ITA	KALEX	292.0	291.2	290.5	290.5	289.7	290.8	292.0
19 Lorenzo DALLA PORTA	ITA	KALEX	291.2	290.5	289.7	288.9	288.9	289.7	291.2
37 Augusto FERNANDEZ	SPA	KALEX	291.2	290.5	289.7	289.7	288.1	289.6	291.2
40 Aron CANET	SPA	KALEX	291.2	291.2	290.5	290.5	289.7	290.6	291.2
51 Pedro ACOSTA	SPA	KALEX	291.2	291.2	291.2	291.2	290.5	291.0	291.2
54 Fermin ALDEGUER	SPA	BOSCOSCURO	291.2	290.5	288.9	288.9	288.1	289.5	291.2
64 Bo BENDSNEYDER	NED	KALEX	291.2	289.7	289.7	288.1	288.1	289.4	291.2
13 Celestino VIETTI	ITA	KALEX	290.5	290.5	289.7	288.9	288.9	289.6	290.5
16 Joe ROBERTS	USA	KALEX	290.5	290.5	288.9	288.9	288.9	289.5	290.5
22 Sam LOWES	GBR	KALEX	290.5	288.9	288.9	288.9	288.1	288.9	290.5

These data/results cannot be reproduced, stored and/or transmitted in whole or in part by any manner of electronic, mechanical, photocopying, recording, broadcasting or otherwise now known or herein after developed without the previous express consent by the copyright owner, except for reproduction in daily press and regular printed publications on sale to the public within 60 days of the event related to those data/results and always provided that copyright symbol appears together as follows below.

© DORNA, 2022

Official MotoGP Timing by TISSOT
www.motogp.com

moto2™**Phillip Island, Saturday, October 15, 2022**



Results and timing service provided by **TISSOT**

Moto2™

ANIMOCA BRANDS AUSTRALIAN MOTORCYCLE GRAND PRIX
Qualifying Nr. 2

Chronological Analysis of Performances

22A

* Lap / Sector time cancelled T1 Time from finish line to 1st intermediate T3 Time from 2nd intermed. to 3rd intermed.
P Crossing the finish line in pit lane T2 Time from 1st intermed. to 2nd intermed. T4 Time from 3rd intermediate to finish line

Lap	Lap Time	T1	T2	T3	T4	Speed	Lap	Lap Time	T1	T2	T3	T4	Speed
1st 54 Fermín ALDEGUER Beta Tools Speed Up SPA							8	1'43.455 *	22.222	27.271*	18.829	35.133	290.5
Runs=1 Total laps=10 Full laps=6							9	1'33.328 *	22.237	27.018	17.800	26.273*	290.5
1	1'49.401	32.835	27.842	18.022	26.094		PIT 30.274 36.924 23.906 24.230 249.1						
2	1'32.233	22.078	26.729	17.747	25.679	291.2							
3	1'33.312	22.046	26.834	17.736	26.696	290.5							
4	1'32.736	22.145	26.897	17.624	26.070	288.9							
5	1'32.687	22.199	26.866	17.608	26.014	287.4							
6	1'38.790	24.777	29.107	18.685	26.221	287.4							
7	1'32.617	22.175	26.847	17.706	25.889	288.1							
8	1'44.541 *	22.208	26.970*	21.604	33.759	288.9							
9	1'32.427 *	22.141	26.826	17.542	25.918*	287.4							
PIT 32.373 36.434 23.605 24.764 210.8													
5th 40 Aron CANET Flexbox HP40 SPA													
Runs=1 Total laps=9 Full laps=7													
1	2'25.144	32.340	27.755	19.020	26.773								
2	1'33.209	22.480	27.034	17.759	25.936	288.9							
3	1'32.837	22.169	26.951	17.645	26.072	291.2							
4	1'35.124	22.183	27.039	17.752	28.150	290.5							
5	1'33.017	22.163	27.012	17.664	26.178	288.1							
6	1'35.372	22.187	27.156	19.901	26.128	288.1							
7	1'37.280	24.052	28.326	18.467	26.435	290.5							
8	1'35.754	22.311	27.364	17.727	28.352	291.2							
PIT 22.301 27.308 25.657 25.934 289.7													
6th 13 Celestino VIETTI Mooney VR46 Racing ITA													
Runs=1 Total laps=9 Full laps=6													
1	3'06.701	46.448	28.483	18.903	26.110								
2	1'33.069	22.359	27.034	17.789	25.887	288.1							
3	1'32.868	22.372	26.927	17.665	25.904	286.6							
4	1'38.285	23.939	30.011	18.249	26.086	290.5							
5	1'37.676	22.300	30.594	18.766	26.016	288.9							
6	1'32.858	22.275	26.968	17.730	25.885	288.9							
7	1'36.349 *	22.316	29.809*	18.002	26.222	289.7							
8	1'33.145	22.379	26.925	17.770	26.071	290.5							
PIT 23.097 33.911 22.908 24.623 288.9													
7th 18 Manuel GONZALEZ Yamaha VR46 Master SPA													
Runs=1 Total laps=9 Full laps=6													
1	3'07.250	31.903	27.673	18.199	26.317								
2	1'33.039	22.305	27.132	17.710	25.892	296.8							
3	1'32.858	22.277	27.028	17.697	25.856	296.8							
4	1'36.913	22.762	29.976	18.190	25.985	296.0							
5	1'37.760	22.176	30.627	18.831	26.126	292.8							
6	1'33.042	22.255	26.953	17.744	26.090	291.2							
7	1'37.544 *	22.264	31.091*	18.100	26.089	290.5							
8	1'39.894	22.346	27.106	18.670	31.772	291.2							
PIT 24.696 33.059 21.877 25.445 292.0													
8th 51 Pedro ACOSTA Red Bull KTM Ajo SPA													
Runs=1 Total laps=9 Full laps=6													
1	2'50.511	33.364	28.105	18.059	26.772								
2	1'33.833	22.364	27.331	17.943	26.195	291.2							
3	1'33.681	22.432	27.235	17.925	26.089	288.9							
4	1'33.439	22.306	27.256	17.796	26.081	291.2							
5	1'43.711	22.368	36.820	18.277	26.246	291.2							

Fastest Lap: Fermín ALDEGUER Beta Tools Speed Up SPA **1'32.233** 22.078 26.729 17.747 25.679

These data/results cannot be reproduced, stored and/or transmitted in whole or in part by any manner of electronic, mechanical, photocopying, recording, broadcasting or otherwise now known or herein after developed without the previous express consent by the copyright owner, except for reproduction in daily press and regular printed publications on sale to the public within 60 days of the event related to those data/results and always provided that copyright symbol appears together as follows below.
© DORNA, 2022



Qualifying Nr. 2

Moto2

Lap	Lap Time	T1	T2	T3	T4	Speed	Lap	Lap Time	T1	T2	T3	T4	Speed																																																																																																																																																																																																																																																																																																																																																																																																																																																																																																																								
6	1'33.550	22.382	27.073	17.944	26.151	291.2	3	1'33.067	22.399	26.931	17.790	25.947	292.8																																																																																																																																																																																																																																																																																																																																																																																																																																																																																																																								
7	1'33.477 *	22.285	27.338*	17.797	26.057	290.5	4	1'38.527 P	22.333	29.402	18.693	28.099	292.8																																																																																																																																																																																																																																																																																																																																																																																																																																																																																																																								
8	1'32.872	22.133	27.034	17.725	25.980	290.5	5	1'46.071	33.816	27.574	18.363	26.318																																																																																																																																																																																																																																																																																																																																																																																																																																																																																																																									
	PIT	22.202	31.041	25.876	22.897	286.6	6	1'34.728 *	22.726	27.502*	18.237	26.263	289.7																																																																																																																																																																																																																																																																																																																																																																																																																																																																																																																								
9th	52	Jeremy ALCOBA		Liqui Moly Intact GP		SPA	7	1'33.749	22.481	27.109	18.048	26.111	292.0																																																																																																																																																																																																																																																																																																																																																																																																																																																																																																																								
		Runs=1	Total laps=9	Full laps=6				PIT	26.588	37.734	24.811	27.848	290.5																																																																																																																																																																																																																																																																																																																																																																																																																																																																																																																								
1	3'08.909	31.525	27.678	17.919	26.342		14th	96	Jake DIXON		Inde GASGAS Aspar		GBR																																																																																																																																																																																																																																																																																																																																																																																																																																																																																																																								
2	1'33.436	22.314	27.063	17.805	26.254	295.2			Runs=2	Total laps=8	Full laps=4																																																																																																																																																																																																																																																																																																																																																																																																																																																																																																																										
3	1'33.157	22.258	26.990	17.924	25.985	294.4	1	2'07.872	33.759	27.676	17.969	26.271																																																																																																																																																																																																																																																																																																																																																																																																																																																																																																																									
4	1'35.964	22.372	29.160	18.309	26.123	293.6	2	1'33.241	22.469	27.044	17.710	26.018	293.6																																																																																																																																																																																																																																																																																																																																																																																																																																																																																																																								
5	1'36.826	22.344	29.857	18.474	26.151	296.0	3	1'33.252	22.412	27.065	17.741	26.034	293.6																																																																																																																																																																																																																																																																																																																																																																																																																																																																																																																								
6	1'33.097	22.330	26.975	17.739	26.053	293.6	4	1'39.496 P	25.951	29.756	18.636	25.153	292.0																																																																																																																																																																																																																																																																																																																																																																																																																																																																																																																								
7	1'36.658 *	22.490	29.962*	18.031	26.175	295.2	5	2'10.639	50.014	33.072	20.716	26.837																																																																																																																																																																																																																																																																																																																																																																																																																																																																																																																									
8	1'32.946	22.285	26.903	17.794	25.964	292.8	6	1'36.963	22.923	28.933	18.571	26.536	291.2																																																																																																																																																																																																																																																																																																																																																																																																																																																																																																																								
	PIT	23.500	31.696	20.866	24.438	289.7	7	1'34.595	22.624	28.003	17.873	26.095	292.0																																																																																																																																																																																																																																																																																																																																																																																																																																																																																																																								
10th	12	Filip SALAC		Gresini Racing Moto2		CZE		PIT	22.310	33.625	19.222	23.091	289.7																																																																																																																																																																																																																																																																																																																																																																																																																																																																																																																								
		Runs=1	Total laps=9	Full laps=6			1	3'07.028	33.713	28.299	18.690	26.390		15th	16	Joe ROBERTS		Italtrans Racing Team		USA	2	1'32.970	22.143	27.227	17.701	25.899	296.0			Runs=2	Total laps=8	Full laps=3			3	1'33.018	22.311	27.076	17.642	25.989	296.8	1	2'01.213	34.888	28.391	18.848	27.603		4	1'37.598	22.632	30.560	18.197	26.209	292.8	2	1'35.734	22.787	27.917	18.518	26.512	288.9	5	1'38.749	22.202	28.890	20.826	26.831	294.4	3	1'33.378 P	22.771	28.638	18.768	23.201	287.4	6	1'33.280	22.224	27.200	17.755	26.101	293.6	4	1'47.680	34.520	28.362	18.330	26.468		7	1'36.326 *	22.324	27.806*	18.004	28.192	292.0	5	1'33.284	22.304	27.219	17.854	25.907	290.5	8	1'40.709	22.229	27.207	17.927	33.346	294.4	6	1'32.805 *	22.132	27.008*	17.726	25.939	290.5		PIT	27.058	32.380	21.787	27.300	291.2	7	1'33.428	22.363	27.083	17.914	26.068	288.9	11th	6	Cameron BEAUBIE		American Racing		USA		PIT	23.805	32.676	21.507	25.451	288.9			Runs=1	Total laps=9	Full laps=6			1	2'25.784	34.303	28.607	18.311	28.235		16th	35	Somkiat CHANTRA		IDEMITSU Honda Tea		THA	2	1'39.615	22.576	27.227	17.935	31.877	292.8			Runs=1	Total laps=9	Full laps=6			3	1'33.006	22.381	27.038	17.691	25.896	294.4	1	2'18.405	33.774	28.228	18.564	26.372		4	1'34.138	22.350	27.208	17.842	26.738	288.1	2	1'33.960	22.644	27.059	18.159	26.098	289.7	5	1'35.076	22.347	27.185	18.835	26.709	291.2	3	1'33.753	22.518	27.040	18.001	26.194	290.5	6	1'33.217	22.311	27.036	17.703	26.167	294.4	4	1'41.117 *	23.933	31.345*	18.033	27.806	289.7	7	1'37.390 *	22.291	27.427*	18.087	29.585	295.2	5	1'33.299	22.415	27.000	17.791	26.093	290.5	8	1'43.071	22.530	28.524	19.388	32.629	290.5	6	1'35.306	22.503	27.230	19.069	26.504	292.0		PIT	22.457	29.277	25.183	25.531	291.2	7	1'35.098	22.539	27.731	18.310	26.518	292.8	12th	22	Sam LOWES		Elf Marc VDS Racing		GBR	8	1'35.641	23.030	28.265	18.063	26.283	288.1			Runs=1	Total laps=9	Full laps=6				PIT	22.534	27.384	19.409	25.579	290.5	1	2'29.573	33.685	28.192	18.582	26.998		2	1'35.201	22.532	27.472	17.975	27.222	290.5	17th	64	Bo BENDSNEYDER		Pertamina Mandalika		NED	3	1'33.505	22.510	27.159	17.812	26.024	288.1			Runs=1	Total laps=9	Full laps=6			4	1'35.621	22.309	27.192	17.774	28.346	288.1	1	2'37.477	33.769	27.874	18.071	26.344		5	1'33.040	22.246	27.079	17.718	25.997	288.9	2	1'33.477	22.471	27.185	17.949	25.872	291.2	6	1'33.135	22.328	27.030	17.786	25.991	288.9	3	1'33.328	22.353	27.108	17.888	25.979	289.7	7	1'46.855 *	22.347	39.841*	18.452	26.215	288.9	4	1'33.652	22.391	27.205	17.841	26.215	288.1	8	1'33.512	22.398	27.007	17.760	26.347	287.4	5	1'33.503	22.383	27.156	17.901	26.063	287.4		PIT	22.314	29.227	28.502	27.847	285.9	6	1'33.343	22.389	27.054	17.885	26.015	286.6	13th	79	Ai OGURA		IDEMITSU Honda Tea		JPN	7	1'42.830 *	22.352	35.871*	18.456	26.151	288.1			Runs=2	Total laps=8	Full laps=3			8	1'33.449	22.442	27.053	17.875	26.079	289.7	1	2'11.122	33.075	28.119	18.223	26.515			PIT	22.236	28.842	24.716	28.030	287.4	2	1'33.351	22.459	27.031	17.913	25.948	292.8	14th	19	Lorenzo DALLA PO		Italtrans Racing Team		ITA			Runs=1	Total laps=7	Full laps=4			1	2'01.482	34.253	28.387	18.913	27.622		1	2'01.482	34.253	28.387	18.913	27.622		2	1'36.112	22.602	28.098	18.690	26.722	290.5	2	1'36.112	22.602	28.098	18.690	26.722	290.5
1	3'07.028	33.713	28.299	18.690	26.390		15th	16	Joe ROBERTS		Italtrans Racing Team		USA																																																																																																																																																																																																																																																																																																																																																																																																																																																																																																																								
2	1'32.970	22.143	27.227	17.701	25.899	296.0			Runs=2	Total laps=8	Full laps=3																																																																																																																																																																																																																																																																																																																																																																																																																																																																																																																										
3	1'33.018	22.311	27.076	17.642	25.989	296.8	1	2'01.213	34.888	28.391	18.848	27.603																																																																																																																																																																																																																																																																																																																																																																																																																																																																																																																									
4	1'37.598	22.632	30.560	18.197	26.209	292.8	2	1'35.734	22.787	27.917	18.518	26.512	288.9																																																																																																																																																																																																																																																																																																																																																																																																																																																																																																																								
5	1'38.749	22.202	28.890	20.826	26.831	294.4	3	1'33.378 P	22.771	28.638	18.768	23.201	287.4																																																																																																																																																																																																																																																																																																																																																																																																																																																																																																																								
6	1'33.280	22.224	27.200	17.755	26.101	293.6	4	1'47.680	34.520	28.362	18.330	26.468																																																																																																																																																																																																																																																																																																																																																																																																																																																																																																																									
7	1'36.326 *	22.324	27.806*	18.004	28.192	292.0	5	1'33.284	22.304	27.219	17.854	25.907	290.5																																																																																																																																																																																																																																																																																																																																																																																																																																																																																																																								
8	1'40.709	22.229	27.207	17.927	33.346	294.4	6	1'32.805 *	22.132	27.008*	17.726	25.939	290.5																																																																																																																																																																																																																																																																																																																																																																																																																																																																																																																								
	PIT	27.058	32.380	21.787	27.300	291.2	7	1'33.428	22.363	27.083	17.914	26.068	288.9																																																																																																																																																																																																																																																																																																																																																																																																																																																																																																																								
11th	6	Cameron BEAUBIE		American Racing		USA		PIT	23.805	32.676	21.507	25.451	288.9																																																																																																																																																																																																																																																																																																																																																																																																																																																																																																																								
		Runs=1	Total laps=9	Full laps=6			1	2'25.784	34.303	28.607	18.311	28.235		16th	35	Somkiat CHANTRA		IDEMITSU Honda Tea		THA	2	1'39.615	22.576	27.227	17.935	31.877	292.8			Runs=1	Total laps=9	Full laps=6			3	1'33.006	22.381	27.038	17.691	25.896	294.4	1	2'18.405	33.774	28.228	18.564	26.372		4	1'34.138	22.350	27.208	17.842	26.738	288.1	2	1'33.960	22.644	27.059	18.159	26.098	289.7	5	1'35.076	22.347	27.185	18.835	26.709	291.2	3	1'33.753	22.518	27.040	18.001	26.194	290.5	6	1'33.217	22.311	27.036	17.703	26.167	294.4	4	1'41.117 *	23.933	31.345*	18.033	27.806	289.7	7	1'37.390 *	22.291	27.427*	18.087	29.585	295.2	5	1'33.299	22.415	27.000	17.791	26.093	290.5	8	1'43.071	22.530	28.524	19.388	32.629	290.5	6	1'35.306	22.503	27.230	19.069	26.504	292.0		PIT	22.457	29.277	25.183	25.531	291.2	7	1'35.098	22.539	27.731	18.310	26.518	292.8	12th	22	Sam LOWES		Elf Marc VDS Racing		GBR	8	1'35.641	23.030	28.265	18.063	26.283	288.1			Runs=1	Total laps=9	Full laps=6				PIT	22.534	27.384	19.409	25.579	290.5	1	2'29.573	33.685	28.192	18.582	26.998		2	1'35.201	22.532	27.472	17.975	27.222	290.5	17th	64	Bo BENDSNEYDER		Pertamina Mandalika		NED	3	1'33.505	22.510	27.159	17.812	26.024	288.1			Runs=1	Total laps=9	Full laps=6			4	1'35.621	22.309	27.192	17.774	28.346	288.1	1	2'37.477	33.769	27.874	18.071	26.344		5	1'33.040	22.246	27.079	17.718	25.997	288.9	2	1'33.477	22.471	27.185	17.949	25.872	291.2	6	1'33.135	22.328	27.030	17.786	25.991	288.9	3	1'33.328	22.353	27.108	17.888	25.979	289.7	7	1'46.855 *	22.347	39.841*	18.452	26.215	288.9	4	1'33.652	22.391	27.205	17.841	26.215	288.1	8	1'33.512	22.398	27.007	17.760	26.347	287.4	5	1'33.503	22.383	27.156	17.901	26.063	287.4		PIT	22.314	29.227	28.502	27.847	285.9	6	1'33.343	22.389	27.054	17.885	26.015	286.6	13th	79	Ai OGURA		IDEMITSU Honda Tea		JPN	7	1'42.830 *	22.352	35.871*	18.456	26.151	288.1			Runs=2	Total laps=8	Full laps=3			8	1'33.449	22.442	27.053	17.875	26.079	289.7	1	2'11.122	33.075	28.119	18.223	26.515			PIT	22.236	28.842	24.716	28.030	287.4	2	1'33.351	22.459	27.031	17.913	25.948	292.8	14th	19	Lorenzo DALLA PO		Italtrans Racing Team		ITA			Runs=1	Total laps=7	Full laps=4			1	2'01.482	34.253	28.387	18.913	27.622		1	2'01.482	34.253	28.387	18.913	27.622		2	1'36.112	22.602	28.098	18.690	26.722	290.5	2	1'36.112	22.602	28.098	18.690	26.722	290.5																																																																																																																																																			
1	2'25.784	34.303	28.607	18.311	28.235		16th	35	Somkiat CHANTRA		IDEMITSU Honda Tea		THA																																																																																																																																																																																																																																																																																																																																																																																																																																																																																																																								
2	1'39.615	22.576	27.227	17.935	31.877	292.8			Runs=1	Total laps=9	Full laps=6																																																																																																																																																																																																																																																																																																																																																																																																																																																																																																																										
3	1'33.006	22.381	27.038	17.691	25.896	294.4	1	2'18.405	33.774	28.228	18.564	26.372																																																																																																																																																																																																																																																																																																																																																																																																																																																																																																																									
4	1'34.138	22.350	27.208	17.842	26.738	288.1	2	1'33.960	22.644	27.059	18.159	26.098	289.7																																																																																																																																																																																																																																																																																																																																																																																																																																																																																																																								
5	1'35.076	22.347	27.185	18.835	26.709	291.2	3	1'33.753	22.518	27.040	18.001	26.194	290.5																																																																																																																																																																																																																																																																																																																																																																																																																																																																																																																								
6	1'33.217	22.311	27.036	17.703	26.167	294.4	4	1'41.117 *	23.933	31.345*	18.033	27.806	289.7																																																																																																																																																																																																																																																																																																																																																																																																																																																																																																																								
7	1'37.390 *	22.291	27.427*	18.087	29.585	295.2	5	1'33.299	22.415	27.000	17.791	26.093	290.5																																																																																																																																																																																																																																																																																																																																																																																																																																																																																																																								
8	1'43.071	22.530	28.524	19.388	32.629	290.5	6	1'35.306	22.503	27.230	19.069	26.504	292.0																																																																																																																																																																																																																																																																																																																																																																																																																																																																																																																								
	PIT	22.457	29.277	25.183	25.531	291.2	7	1'35.098	22.539	27.731	18.310	26.518	292.8																																																																																																																																																																																																																																																																																																																																																																																																																																																																																																																								
12th	22	Sam LOWES		Elf Marc VDS Racing		GBR	8	1'35.641	23.030	28.265	18.063	26.283	288.1																																																																																																																																																																																																																																																																																																																																																																																																																																																																																																																								
		Runs=1	Total laps=9	Full laps=6				PIT	22.534	27.384	19.409	25.579	290.5																																																																																																																																																																																																																																																																																																																																																																																																																																																																																																																								
1	2'29.573	33.685	28.192	18.582	26.998		2	1'35.201	22.532	27.472	17.975	27.222	290.5	17th	64	Bo BENDSNEYDER		Pertamina Mandalika		NED	3	1'33.505	22.510	27.159	17.812	26.024	288.1			Runs=1	Total laps=9	Full laps=6			4	1'35.621	22.309	27.192	17.774	28.346	288.1	1	2'37.477	33.769	27.874	18.071	26.344		5	1'33.040	22.246	27.079	17.718	25.997	288.9	2	1'33.477	22.471	27.185	17.949	25.872	291.2	6	1'33.135	22.328	27.030	17.786	25.991	288.9	3	1'33.328	22.353	27.108	17.888	25.979	289.7	7	1'46.855 *	22.347	39.841*	18.452	26.215	288.9	4	1'33.652	22.391	27.205	17.841	26.215	288.1	8	1'33.512	22.398	27.007	17.760	26.347	287.4	5	1'33.503	22.383	27.156	17.901	26.063	287.4		PIT	22.314	29.227	28.502	27.847	285.9	6	1'33.343	22.389	27.054	17.885	26.015	286.6	13th	79	Ai OGURA		IDEMITSU Honda Tea		JPN	7	1'42.830 *	22.352	35.871*	18.456	26.151	288.1			Runs=2	Total laps=8	Full laps=3			8	1'33.449	22.442	27.053	17.875	26.079	289.7	1	2'11.122	33.075	28.119	18.223	26.515			PIT	22.236	28.842	24.716	28.030	287.4	2	1'33.351	22.459	27.031	17.913	25.948	292.8	14th	19	Lorenzo DALLA PO		Italtrans Racing Team		ITA			Runs=1	Total laps=7	Full laps=4			1	2'01.482	34.253	28.387	18.913	27.622		1	2'01.482	34.253	28.387	18.913	27.622		2	1'36.112	22.602	28.098	18.690	26.722	290.5	2	1'36.112	22.602	28.098	18.690	26.722	290.5																																																																																																																																																																																																																																																																																																																				
2	1'35.201	22.532	27.472	17.975	27.222	290.5	17th	64	Bo BENDSNEYDER		Pertamina Mandalika		NED																																																																																																																																																																																																																																																																																																																																																																																																																																																																																																																								
3	1'33.505	22.510	27.159	17.812	26.024	288.1			Runs=1	Total laps=9	Full laps=6																																																																																																																																																																																																																																																																																																																																																																																																																																																																																																																										
4	1'35.621	22.309	27.192	17.774	28.346	288.1	1	2'37.477	33.769	27.874	18.071	26.344																																																																																																																																																																																																																																																																																																																																																																																																																																																																																																																									
5	1'33.040	22.246	27.079	17.718	25.997	288.9	2	1'33.477	22.471	27.185	17.949	25.872	291.2																																																																																																																																																																																																																																																																																																																																																																																																																																																																																																																								
6	1'33.135	22.328	27.030	17.786	25.991	288.9	3	1'33.328	22.353	27.108	17.888	25.979	289.7																																																																																																																																																																																																																																																																																																																																																																																																																																																																																																																								
7	1'46.855 *	22.347	39.841*	18.452	26.215	288.9	4	1'33.652	22.391	27.205	17.841	26.215	288.1																																																																																																																																																																																																																																																																																																																																																																																																																																																																																																																								
8	1'33.512	22.398	27.007	17.760	26.347	287.4	5	1'33.503	22.383	27.156	17.901	26.063	287.4																																																																																																																																																																																																																																																																																																																																																																																																																																																																																																																								
	PIT	22.314	29.227	28.502	27.847	285.9	6	1'33.343	22.389	27.054	17.885	26.015	286.6																																																																																																																																																																																																																																																																																																																																																																																																																																																																																																																								
13th	79	Ai OGURA		IDEMITSU Honda Tea		JPN	7	1'42.830 *	22.352	35.871*	18.456	26.151	288.1																																																																																																																																																																																																																																																																																																																																																																																																																																																																																																																								
		Runs=2	Total laps=8	Full laps=3			8	1'33.449	22.442	27.053	17.875	26.079	289.7																																																																																																																																																																																																																																																																																																																																																																																																																																																																																																																								
1	2'11.122	33.075	28.119	18.223	26.515			PIT	22.236	28.842	24.716	28.030	287.4																																																																																																																																																																																																																																																																																																																																																																																																																																																																																																																								
2	1'33.351	22.459	27.031	17.913	25.948	292.8	14th	19	Lorenzo DALLA PO		Italtrans Racing Team		ITA			Runs=1	Total laps=7	Full laps=4			1	2'01.482	34.253	28.387	18.913	27.622		1	2'01.482	34.253	28.387	18.913	27.622		2	1'36.112	22.602	28.098	18.690	26.722	290.5	2	1'36.112	22.602	28.098	18.690	26.722	290.5																																																																																																																																																																																																																																																																																																																																																																																																																																																																																					
14th	19	Lorenzo DALLA PO		Italtrans Racing Team		ITA			Runs=1	Total laps=7	Full laps=4																																																																																																																																																																																																																																																																																																																																																																																																																																																																																																																										
1	2'01.482	34.253	28.387	18.913	27.622		1	2'01.482	34.253	28.387	18.913	27.622																																																																																																																																																																																																																																																																																																																																																																																																																																																																																																																									
2	1'36.112	22.602	28.098	18.690	26.722	290.5	2	1'36.112	22.602	28.098	18.690	26.722	290.5																																																																																																																																																																																																																																																																																																																																																																																																																																																																																																																								

Fastest Lap: Fermín ALDEGUER Beta Tools Speed Up SPA **1'32.233** 22.078 26.729 17.747 25.679

These data/results cannot be reproduced, stored and/or transmitted in whole or in part by any manner of electronic, mechanical, photocopying, recording, broadcasting or otherwise now known or herein after developed without the previous express consent by the copyright owner, except for reproduction in daily press and regular printed publications on sale to the public within 60 days of the event related to those data/results and always provided that copyright symbol appears together as follows below.
© DORNA, 2022



Qualifying Nr. 2

Moto2

Lap	Lap Time	T1	T2	T3	T4	Speed	Lap	Lap Time	T1	T2	T3	T4	Speed
3	1'37.468	22.481	30.766	18.003	26.218	289.7							
4	1'34.152	22.532	27.342	17.999	26.279	288.9							
5	1'39.781	26.220	28.888	18.341	26.332	291.2							
6	1'43.574 *	23.74 *	34.477 *	18.996	26.354	288.9							
	unfinished	22.533				288.9							

Fastest Lap: Fermín ALDEGUER	Beta Tools Speed Up	SPA	1'32.233	22.078	26.729	17.747	25.679
-------------------------------------	---------------------	-----	-----------------	--------	--------	--------	--------

These data/results cannot be reproduced, stored and/or transmitted in whole or in part by any manner of electronic, mechanical, photocopying, recording, broadcasting or otherwise now known or herein after developed without the previous express consent by the copyright owner, except for reproduction in daily press and regular printed publications on sale to the public within 60 days of the event related to those data/results and always provided that copyright symbol appears together as follows below.
© DORNA, 2022

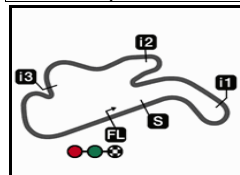
Official MotoGP Timing by **TISSOT**
www.motogp.com

Phillip Island, Saturday, October 15, 2022

Page 3 of 3


moto2





4448 m.

Qualifying Results

	Rider	Nation	Team	Motorcycle	Time	Lap	Total	Gap	Top Speed
1	54 Fermin ALDEGUER	SPA	Beta Tools Speed Up	BOSCOSCURO	Q2 1'32.233	2	9		291.2
2	37 Augusto FERNANDEZ	SPA	Red Bull KTM Ajo	KALEX	Q2 1'32.306	3	8	0.073 0.073	291.2
3	21 Alonso LOPEZ	SPA	Beta Tools Speed Up	BOSCOSCURO	Q2 1'32.543	3	8	0.310 0.237	292.8
4	14 Tony ARBOLINO	ITA	Elf Marc VDS Racing Team	KALEX	Q2 1'32.721	4	9	0.488 0.178	292.0
5	40 Aron CANET	SPA	Flexbox HP40	KALEX	Q2 1'32.837	3	8	0.604 0.116	291.2
6	13 Celestino VIETTI	ITA	Mooney VR46 Racing Team	KALEX	Q2 1'32.858	6	8	0.625 0.021	290.5
7	18 Manuel GONZALEZ	SPA	Yamaha VR46 Master Camp Team	KALEX	Q2 1'32.858	3	8	0.625	296.8
8	51 Pedro ACOSTA	SPA	Red Bull KTM Ajo	KALEX	Q2 1'32.872	8	8	0.639 0.014	291.2
9	52 Jeremy ALCOBA	SPA	Liqui Moly Intact GP	KALEX	Q2 1'32.946	8	8	0.713 0.074	296.0
10	12 Filip SALAC	CZE	Gresini Racing Moto2	KALEX	Q2 1'32.970	2	8	0.737 0.024	296.8
11	6 Cameron BEAUBIER	USA	American Racing	KALEX	Q2 1'33.006	3	8	0.773 0.036	295.2
12	22 Sam LOWES	GBR	Elf Marc VDS Racing Team	KALEX	Q2 1'33.040	5	8	0.807 0.034	290.5
13	79 Ai OGURA	JPN	IDEMITSU Honda Team Asia	KALEX	Q2 1'33.067	3	7	0.834 0.027	292.8
14	96 Jake DIXON	GBR	Inde GASGAS Aspar Team	KALEX	Q2 1'33.241	2	7	1.008 0.174	293.6
15	16 Joe ROBERTS	USA	Italtrans Racing Team	KALEX	Q2 1'33.284	5	7	1.051 0.043	290.5
16	35 Somkiat CHANTRA	THA	IDEMITSU Honda Team Asia	KALEX	Q2 1'33.299	5	8	1.066 0.015	292.8
17	64 Bo BENDSNEYDER	NED	Pertamina Mandalika SAG Team	KALEX	Q2 1'33.328	3	8	1.095 0.029	291.2
18	19 Lorenzo DALLA PORTA	ITA	Italtrans Racing Team	KALEX	Q2 1'34.152	4	6	1.919 0.824	291.2
19	75 Albert ARENAS	SPA	Inde GASGAS Aspar Team	KALEX	Q1 1'33.598	2	2 (*)	0.436	292.8
20	23 Marcel SCHROTTER	GER	Liqui Moly Intact GP	KALEX	Q1 1'33.599	5	9 (*)	0.437 0.001	294.4
21	4 Sean Dylan KELLY	USA	American Racing	KALEX	Q1 1'33.774	7	9 (*)	0.612 0.175	299.3
22	42 Marcos RAMIREZ	SPA	MV Agusta Forward Racing	MV AGUSTA	Q1 1'33.922	5	5 (*)	0.760 0.148	296.0
23	24 Simone CORSI	ITA	MV Agusta Forward Racing	MV AGUSTA	Q1 1'34.011	3	4 (*)	0.849 0.089	289.7
24	9 Jorge NAVARRO	SPA	Flexbox HP40	KALEX	Q1 1'34.031	3	9 (*)	0.869 0.020	291.2
25	7 Barry BALTUS	BEL	RW Racing GP	KALEX	Q1 1'34.461	3	9 (*)	1.299 0.430	295.2
26	81 Keminth KUBO	THA	Yamaha VR46 Master Camp Team	KALEX	Q1 1'34.501	5	9 (*)	1.339 0.040	292.8
27	28 Niccolò ANTONELLI	ITA	Mooney VR46 Racing Team	KALEX	Q1 1'34.600	8	9 (*)	1.438 0.099	296.0
28	61 Alessandro ZACCONE	ITA	Gresini Racing Moto2	KALEX	Q1 1'34.607	9	9 (*)	1.445 0.007	291.2
29	29 Taiga HADA	JPN	Pertamina Mandalika SAG Team	KALEX	Q1 1'35.082	5	9 (*)	1.920 0.475	288.1

* Gap with the fastest rider in the Q1 session.

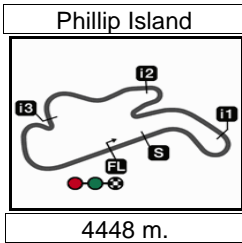
Pole Position:		Fermin ALDEGUER	1'32.233	173.6 Km/h
Q1 Best Lap:	Lap 5	Manuel GONZALEZ	(*) 1'33.162	171.8 Km/h
Best Race Lap:	2019	Thomas LUTHI	1'32.609	172.9 Km/h
All Time Lap Record:	2022	Fermin ALDEGUER	1'32.233	173.6 Km/h

The results are provisional until the end of the limit for protest and appeals.

Time limit for protest expires 60' after publication of the results - Time:

These data/results cannot be reproduced, stored and/or transmitted in whole or in part by any manner of electronic, mechanical, photocopying, recording, broadcasting or otherwise now known or herein after developed without the previous express consent by the copyright owner, except for reproduction in daily press and regular printed publications on sale to the public within 60 days of the event related to those data/results and always provided that copyright symbol appears together as follows below.

© DORNA, 2022



ANIMOCA BRANDS AUSTRALIAN MOTORCYCLE GRAND PRIX
Provisional Starting Grid

Race : 25 laps = 111.2 km

23



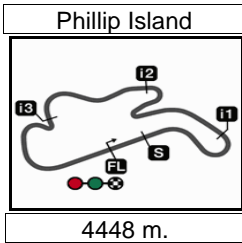
1	1 1'32.233 54 Fermín ALDEGUER Boscoscuro	2	2 1'32.306 37 Augusto FERNANDEZ Kalex	3	3 1'32.543 21 Alonso LOPEZ Boscoscuro
2	4 1'32.721 14 Tony ARBOLINO Kalex	5	5 1'32.837 40 Aron CANET Kalex	6	6 1'32.858 13 Celestino VIETTI Kalex
3	7 1'32.858 18 Manuel GONZALEZ Kalex	8	8 1'32.872 51 Pedro ACOSTA Kalex	9	9 1'32.946 52 Jeremy ALCOBA Kalex
4	10 1'32.970 12 Filip SALAC Kalex	11	11 1'33.006 6 Cameron BEAUBIER Kalex	12	12 1'33.040 22 Sam LOWES Kalex
5	13 1'33.067 79 Ai OGURA Kalex	14	14 1'33.241 96 Jake DIXON Kalex	15	15 1'33.284 16 Joe ROBERTS Kalex
6	16 1'33.299 35 Somkiat CHANTRA Kalex	17	17 1'33.328 64 Bo BENDSNEYDER Kalex	18	18 1'34.152 19 Lorenzo DALLA PORTA Kalex
7	19 1'33.598 75 Albert ARENAS Kalex	20	20 1'33.599 23 Marcel SCHROTTER Kalex	21	21 1'33.774 4 Sean Dylan KELLY Kalex
8	22 1'33.922 42 Marcos RAMIREZ MV Agusta	23	23 1'34.011 24 Simone CORSI MV Agusta	24	24 1'34.031 9 Jorge NAVARRO Kalex

FIM MotoGP Stewards long lap penalty for rider #21

The results are provisional until the end of the limit for protest and appeals and until the ratification of the Event Management Committee.
 Time limit for protest expires 60' at the latest after publication of the results - Time:

These data/results cannot be reproduced, stored and/or transmitted in whole or in part by any manner of electronic, mechanical, photocopying, recording, broadcasting or otherwise now known or herein after developed without the previous express consent of the copyright owner, except for reproduction in daily press and regular printed publications on sale to the public within 60 days of the event related to those data/results and always provided that copyright symbol appears together as follows below.
 © DORNA, 2022





Results and timing service provided by **TISSOT**

Moto2™
ANIMOCA BRANDS AUSTRALIAN MOTORCYCLE GRAND PRIX

Provisional Starting Grid

Race : 25 laps = 111.2 km

23

9

25
1'34.461
7 Barry BALTUS
Kalex

26
1'34.501
81 Keminth KUBO
Kalex

27
1'34.600
28 Niccolò ANTONELLI
Kalex

10

28
1'34.607
61 Alessandro ZACCONE
Kalex

29
1'35.082
29 Taiga HADA
Kalex

FIM MotoGP Stewards long lap penalty for rider #21

The results are provisional until the end of the limit for protest and appeals and until the ratification of the Event Management Committee.

Time limit for protest expires 60' at the latest after publication of the results - Time:

These data/results cannot be reproduced, stored and/or transmitted in whole or in part by any manner of electronic, mechanical, photocopying, recording, broadcasting or otherwise now known or herein after developed without the previous express consent by the copyright owner, except for reproduction in daily press and regular printed publications on sale to the public within 60 days of the event related to those data/results and always provided that copyright symbol appears together as follows below.

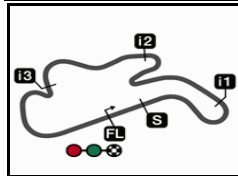
© DORNA, 2022

Official MotoGP Timing by **TISSOT**
www.motogp.com

Phillip Island, Saturday, October 15, 2022

Page 2 of 2





4448 m.

ANIMOCA BRANDS AUSTRALIAN MOTORCYCLE GRAND PRIX**Moto2™***After the Qualifying Nr. 2***Event Best Maximum Speed**

Rider	Nation	Team	Motorcycle	Km/h	
6 Cameron BEAUBIER	USA	American Racing	KALEX	300.1	Free Practice Nr. 3
4 Sean Dylan KELLY	USA	American Racing	KALEX	299.3	Qualifying Nr. 1
21 Alonso LOPEZ	SPA	Beta Tools Speed Up	BOSCOSCURO	299.3	Free Practice Nr. 1
81 Keminth KUBO	THA	Yamaha VR46 Master Camp Tea	KALEX	296.8	Free Practice Nr. 1
75 Albert ARENAS	SPA	Inde GASGAS Aspar Team	KALEX	296.8	Free Practice Nr. 1
18 Manuel GONZALEZ	SPA	Yamaha VR46 Master Camp Tea	KALEX	296.8	Qualifying Nr. 2
42 Marcos RAMIREZ	SPA	MV Agusta Forward Racing	MV AGUSTA	296.8	Free Practice Nr. 3
96 Jake DIXON	GBR	Inde GASGAS Aspar Team	KALEX	296.8	Free Practice Nr. 1
12 Filip SALAC	CZE	Gresini Racing Moto2	KALEX	296.8	Qualifying Nr. 2
9 Jorge NAVARRO	SPA	Flexbox HP40	KALEX	296.0	Free Practice Nr. 1
79 Ai OGURA	JPN	IDEMITSU Honda Team Asia	KALEX	296.0	Free Practice Nr. 3
28 Niccolò ANTONELLI	ITA	Mooney VR46 Racing Team	KALEX	296.0	Qualifying Nr. 1
54 Fermín ALDEGUER	SPA	Beta Tools Speed Up	BOSCOSCURO	296.0	Free Practice Nr. 1
52 Jeremy ALCOBA	SPA	Liqui Moly Intact GP	KALEX	296.0	Qualifying Nr. 2
35 Somkiat CHANTRA	THA	IDEMITSU Honda Team Asia	KALEX	296.0	Qualifying Nr. 1
40 Aron CANET	SPA	Flexbox HP40	KALEX	295.2	Free Practice Nr. 1
64 Bo BENDSNEYDER	NED	Pertamina Mandalika SAG Team	KALEX	295.2	Free Practice Nr. 1
7 Barry BALTUS	BEL	RW Racing GP	KALEX	295.2	Qualifying Nr. 1
37 Augusto FERNANDEZ	SPA	Red Bull KTM Ajo	KALEX	295.2	Free Practice Nr. 3
51 Pedro ACOSTA	SPA	Red Bull KTM Ajo	KALEX	294.4	Free Practice Nr. 3
23 Marcel SCHROTTER	GER	Liqui Moly Intact GP	KALEX	294.4	Qualifying Nr. 1
22 Sam LOWES	GBR	Elf Marc VDS Racing Team	KALEX	294.4	Free Practice Nr. 1
19 Lorenzo DALLA PORTA	ITA	Italtrans Racing Team	KALEX	294.4	Free Practice Nr. 1
14 Tony ARBOLINO	ITA	Elf Marc VDS Racing Team	KALEX	294.4	Free Practice Nr. 3
13 Celestino VIETTI	ITA	Mooney VR46 Racing Team	KALEX	294.4	Free Practice Nr. 1
16 Joe ROBERTS	USA	Italtrans Racing Team	KALEX	293.6	Free Practice Nr. 3
29 Taiga HADA	JPN	Pertamina Mandalika SAG Team	KALEX	292.8	Free Practice Nr. 1
24 Simone CORSI	ITA	MV Agusta Forward Racing	MV AGUSTA	292.8	Free Practice Nr. 1
61 Alessandro ZACCONE	ITA	Gresini Racing Moto2	KALEX	291.2	Qualifying Nr. 1

These data/results cannot be reproduced, stored and/or transmitted in whole or in part by any manner of electronic, mechanical, photocopying, recording, broadcasting or otherwise now known or herein after developed without the previous express consent by the copyright owner, except for reproduction in daily press and regular printed publications on sale to the public within 60 days of the event related to those data/results and always provided that copyright symbol appears together as follows below.


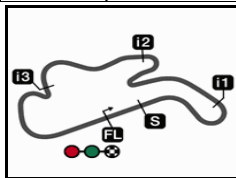
© DORNA, 2022

Official MotoGP Timing by TISSOT
www.motogp.com

Phillip Island, Saturday, October 15, 2022



Phillip Island

Results and timing service provided by  TISSOT

4448 m.

ANIMOCA BRANDS AUSTRALIAN MOTORCYCLE GRAND PRIX

Qualifying Nr. 2

Best Partial Times

Moto2™

IT Ideal Lap Time, sum of the best partial times

BT Best Lap Time

T1		T2		T3		T4				IT	BT	
Pos	Rider	Time	Rider	Time	Rider	Time	Rider	Time	Pos	Rider	IT	BT
1	A.LOPEZ	21.991	F.ALDEGUER	26.729	A.LOPEZ	17.537	F.ALDEGUER	25.679	1	F.ALDEGUER	1'31.996	1'32.233 (1)
2	F.ALDEGUER	22.046	A.FERNANDEZ	26.858	F.ALDEGUER	17.542	A.FERNANDEZ	25.697	2	A.LOPEZ	1'32.253	1'32.543 (3)
3	A.FERNANDEZ	22.122	A.LOPEZ	26.881	T.ARBOLINO	17.606	A.LOPEZ	25.844	3	A.FERNANDEZ	1'32.306	1'32.306 (2)
4	J.ROBERTS	22.132	J.ALCOBA	26.903	A.FERNANDEZ	17.629	M.GONZALEZ	25.856	4	T.ARBOLINO	1'32.673	1'32.721 (4)
5	P.ACOSTA	22.133	T.ARBOLINO	26.916	F.SALAC	17.642	B.BENDSNEYDE	25.872	5	M.GONZALEZ	1'32.682	1'32.858 (7)
6	F.SALAC	22.143	C.VIETTI	26.925	A.CANET	17.645	C.VIETTI	25.885	6	A.CANET	1'32.695	1'32.837 (5)
7	T.ARBOLINO	22.152	A.OGURA	26.931	C.VIETTI	17.665	C.BEAUBIER	25.896	7	C.VIETTI	1'32.750	1'32.858 (6)
8	A.CANET	22.163	A.CANET	26.951	C.BEAUBIER	17.691	F.SALAC	25.899	8	F.SALAC	1'32.760	1'32.970 (10)
9	M.GONZALEZ	22.176	M.GONZALEZ	26.953	M.GONZALEZ	17.697	J.ROBERTS	25.907	9	J.ROBERTS	1'32.848	1'33.284 (15)
10	B.BENDSNEYDE	22.236	S.CHANTRA	27.000	J.DIXON	17.710	A.CANET	25.936	10	J.ALCOBA	1'32.864	1'32.946 (9)
11	S.LOWES	22.246	S.LOWES	27.007	S.LOWES	17.718	A.OGURA	25.947	11	P.ACOSTA	1'32.872	1'32.872 (8)
12	J.ALCOBA	22.258	P.ACOSTA	27.034	P.ACOSTA	17.725	J.ALCOBA	25.964	12	C.BEAUBIER	1'32.914	1'33.006 (11)
13	C.VIETTI	22.275	C.BEAUBIER	27.036	J.ROBERTS	17.726	P.ACOSTA	25.980	13	S.LOWES	1'32.962	1'33.040 (12)
14	C.BEAUBIER	22.291	J.DIXON	27.044	J.ALCOBA	17.739	S.LOWES	25.991	14	A.OGURA	1'33.001	1'33.067 (13)
15	J.DIXON	22.310	B.BENDSNEYDE	27.053	A.OGURA	17.790	T.ARBOLINO	25.999	15	B.BENDSNEYDE	1'33.002	1'33.328 (17)
16	A.OGURA	22.333	F.SALAC	27.076	S.CHANTRA	17.791	J.DIXON	26.018	16	J.DIXON	1'33.082	1'33.241 (14)
17	S.CHANTRA	22.415	J.ROBERTS	27.083	B.BENDSNEYDE	17.841	S.CHANTRA	26.093	17	S.CHANTRA	1'33.299	1'33.299 (16)
18	L.DALLA PORTA	22.481	L.DALLA PORTA	27.342	L.DALLA PORTA	17.999	L.DALLA PORTA	26.218	18	L.DALLA PORTA	1'34.040	1'34.152 (18)

These data/results cannot be reproduced, stored and/or transmitted in whole or in part by any manner of electronic, mechanical, photocopying, recording, broadcasting or otherwise now known or herein after developed without the previous express consent by the copyright owner, except for reproduction in daily press and regular printed publications on sale to the public within 60 days of the event related to those data/results and always provided that copyright symbol appears together as follows below.

© DORNA, 2022


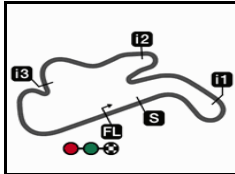
Official MotoGP Timing by TISSOT

www.motogp.com


moto2™



Phillip Island

Results and timing service provided by **Moto2™****ANIMOCA BRANDS AUSTRALIAN MOTORCYCLE GRAND PRIX****Qualifying Nr. 2****Fastest Laps Sequence**

4448 m.

<i>Practice Time</i>	 <i>Rider</i>	<i>Nation</i>	<i>Motorcycle</i>	<i>Time</i>	<i>Km/h</i>	<i>Rider's Lap</i>
3'19.793	21 Alonso LOPEZ	SPA	BOSCOSCURO	1'32.578	172.9	2
3'21.634	54 Fermín ALDEGUER	SPA	BOSCOSCURO	1'32.233	173.6	2

These data/results cannot be reproduced, stored and/or transmitted in whole or in part by any manner of electronic, mechanical, photocopying, recording, broadcasting or otherwise now known or herein after developed without the previous express consent by the copyright owner, except for reproduction in daily press and regular printed publications on sale to the public within 60 days of the event related to those data/results and always provided that copyright symbol appears together as follows below.

© DORNA, 2022

Official MotoGP Timing by **TISSOT**
www.motogp.com

Phillip Island, Saturday, October 15, 2022*moto2™*